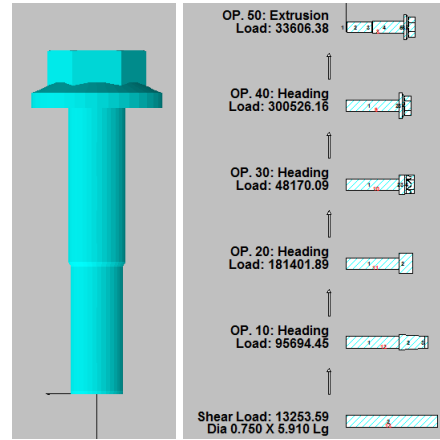



METAL FORMING SYSTEMS, Inc.

develops and supplies Process Design and FEA Simulation software for the Metal Forming Industry. The software products include NAGFORM for Design of Forming Sequence and NAGSIM.2D / NAGSIM.3D for simulation of forging processes by Finite Element Method (FEM). These products help the users advance from part print to manufacturing process in a short period of time.

NAGFORM is a unique program for determining forming sequence for cold, warm or hot forged parts. This program utilizes forming rules and design logic to create alternative ways of forming a part. The program can perform a feature based search to find similar parts and their designs in the part database. Reusable sequence design templates can be created for part families such as Hex bolts, rivets, spark plugs, etc. The program also provides an efficient method of creating tool drawings. The users are provided with a “NAGFORM – SolidWorks Interface” software that automatically generates 3D SolidWorks drawings of NAGFORM Part Model and Forging Sequence Designs.

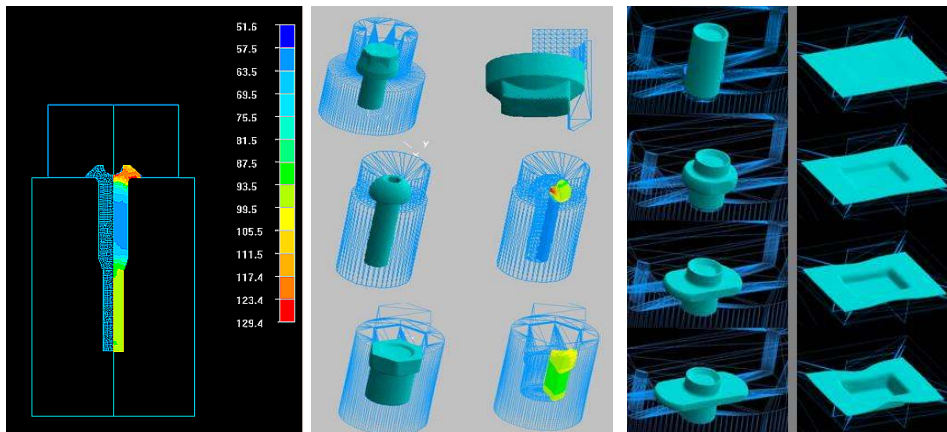


NAGFORM



NAGFORM – SolidWorks Interface

NAGSIM.2D / NAGSIM.3D are FEA forging simulation programs for simulating cold, warm and hot forging processes. These programs predict metal flow including formation of laps, and non fill conditions. The simulation results also provide critical information such as Part and Tool Stresses, Part Strains, Tensile Damage, Load Stroke Curve, Grain Flow and Tool Deflection. Forging sequence created manually or through NAGFORM can be validated before building the tooling using these programs. NAGSIM can also be used for Sheet Metal and Wire Draw applications.



NAGSIM.2D

NAGSIM.3D

With the help of these programs, the user can design, develop and debug the forging processes with minimal time, cost and effort. These programs cut the design and development costs while improving the product quality.

For further information on the products, visit www.nagform.com.